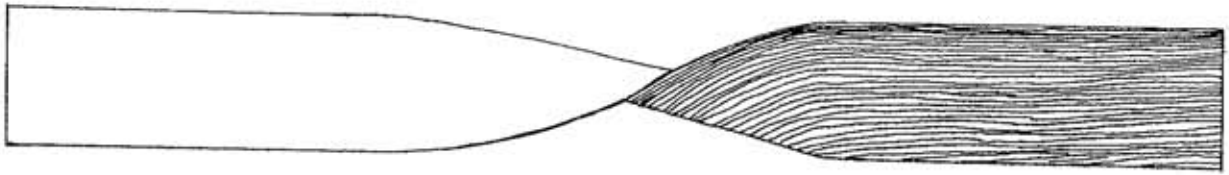
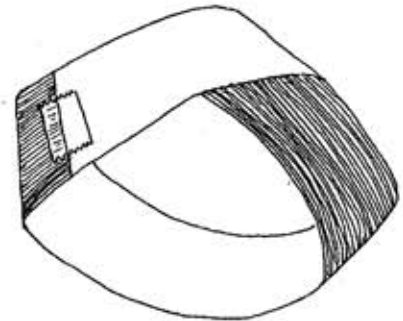


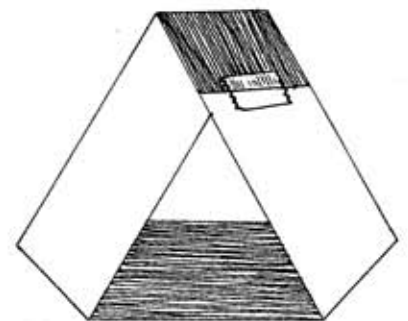
The Twister



Cut out a strip of paper approximately 25-30 cm long and 2.5 cm wide. To make it easier to tell one side from the other, colour in one side of the strip.



Holding the strip directly in front of you make one complete upward twist with the end in the right hand. Fasten the two ends with tape. (one coloured side and one plain side should be showing when taped)



After it has been securely fastened, proceed to flatten the loop so that it resembles the above diagram. You now have a Mobius loop.