
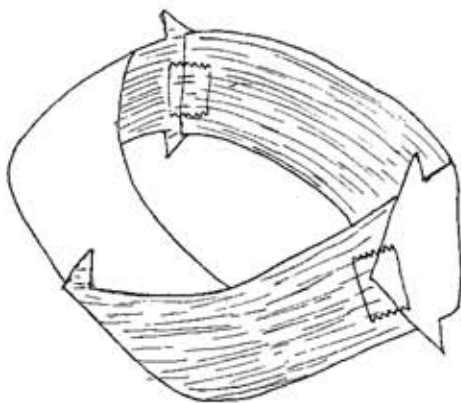


Twisting Arrows

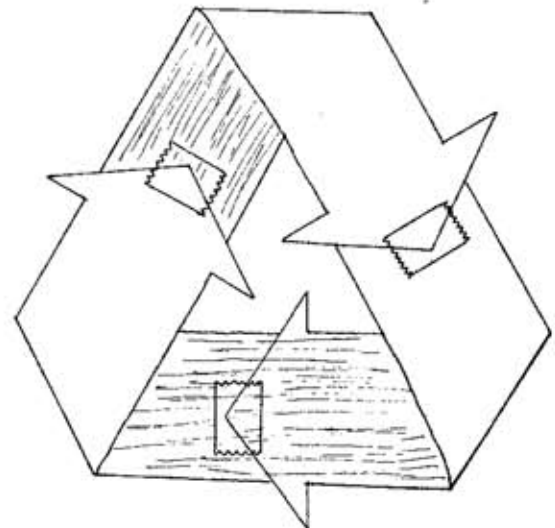
The recycling symbol commonly seen is the Mobius Loop with three arrows pointing in a clockwise direction. You can make one of these by cutting out the arrows on the next page (D27-D28) taping them together end to end, twisting once, looping and flattening. You could also just cut out the arrows and glue them in the proper form on a separate piece of paper.



Step 1



Step 2



Step 3